



# Sailing Instructions

Melges 14 U.S. National Championship  
June 15-17, 2018  
Lake Geneva Yacht Club

## 1. RULES

1.1 The regatta will be governed by The Racing Rules of Sailing and the rules of the International Melges 14 Class Association (IM14CA)

1.2 The Organizing Authority (OA) is the Lake Geneva Yacht Club (LGYC) on behalf of the IM14CA.

1.3 Competitor advertising will be limited to that permitted by the IM14CA class rules.

1.4 Appendix P, Special Procedures for Rule 42, applies. 1.5 Competitors are required to wear a life jacket or other adequate personal floatation device while racing. The “Y” flag will not be displayed. This changes rule 40.

1.7 In these instructions [DP] denotes a rule for which the penalty is at the discretion of the protest committee and [NP] denotes a rule that shall not be grounds for protests by a boat. This changes RRS 60.1(a).

## 2. COMMUNICATION WITH COMPETITORS

2.1 Notices to competitors will be posted on the official notice board located at the Lake Geneva Yacht Club.

2.2 A competitors’ meeting will be conducted Friday 6/15 at 845 hours at the Lake Geneva Yacht Club.

### 3. CHANGES TO SAILING INSTRUCTIONS

3.1 Changes to the sailing instruction will be posted on the official notice board by 900 on the day it will take effect, except that any change to the schedule of races will be posted by 2000 on the day before it will take effect.

3.2 If changes are made to the sailing instructions, the race committee will fly code flag L from the signal boat located at LGYC.

4. SIGNALS MADE ASHORE Signals made ashore will be displayed on the signal boat located at LGYC.

### 5. SCHEDULE OF RACES

5.1 A practice race is scheduled on Thursday 6/14 with an intended first warning at 1630 hours. 6/14/18.

5.2 The race committee intends to run four races on Friday, three on Saturday and two races on Sunday. However, if conditions result in fewer completed races than what is intended, the race committee may run up to four races on a given day. The race committee may only run four races on one day of the event.

5.3 The warning signal on Friday 6/15 will be at 1000. For the first race each preceding day, the intended warning signal will be posted on the official notice board.

5.4 If three races have been sailed. No Races will start after 1330 6/17. No Race will start after 1500 6/17.

6. CLASS FLAGS - Code flag L

7. RACING AREA The intended race area will be on Lake Geneva.

### 8. COURSES

8.1 Attachment A reflects two possible course diagrams, the order in which marks are to be passed or rounded, and the side on which each mark is to be left.

8.2 No later than the warning signal, the race committee signal boat will display the approximate compass bearing of the first windward leg.

9. MARKS Passing and rounding marks are described on course diagrams in RRS Appendix S.

### 10. THE START

10.1 To alert boats that a race or sequence of races will begin soon, the orange starting line flags will be displayed.

10.2 The starting line will be between a staff displaying an orange flag on the race committee signal boat at the starboard end and an orange flag flying from the staff of a race committee boat, or an inflatable mark, at the port end.

10.3 Boats whose warning signal has not been made shall avoid the starting area during the starting sequence for other races. The starting area is 100m from the starting line in any direction. [NP] [DP]

10.4 A boat starting later than five (5) minutes after her starting signal will be scored Did Not Start without a hearing. This changes rules A4 and A5.

12. THE FINISH The finishing line will be between a staff displaying a blue flag on a race committee boat on the starboard end and an orange inflatable mark on the port end.

### 13. TIME LIMITS AND TARGET TIMES

13.1 Time limits are 75 minutes for all classes.

13.2 Target times are 30 minutes. Failure to meet the target time will not be grounds for redress. This changes rule 62.1(a).

13.3 Boats failing to finish within 20 minutes after the first boat sails the course and finishes will be scored Did Not Finish (DNF) without a hearing. This changes rules 35, A4 and A5.

### 14. PROTESTS AND REQUESTS FOR REDRESS

14.1 Protest forms are available at the Lake Geneva Yacht Club.

14.2 The protest time limit is 20 minutes after the race committee finish boat has docked at the LGYC. This time will be posted on the notice board at the LGYC.

14.3 Notices will be posted no later than 15 minutes after the protest time limit to inform competitors of hearings in which they are parties or named as witnesses. Notices will be placed on the official notice board. Failure to post the notices on the regatta website or send the text message or email notification shall not be grounds for redress or reopening. This changes rule 62.1(a).

14.4 Hearings will be held in the protest room at LGYC, beginning at the time posted. The protest committee may schedule hearings before the end of protest time if the parties are available.

14.5 Notices of protests by the race committee or protest committee will be posted to inform boats being protested as required by rule 61.1(b).

### 15. SCORING

15.1 The Low Point Scoring System, Appendix A4, will be used except as modified in 15.2 and

15.2 Nine (9) races are scheduled; a minimum of three races must be completed to constitute a regatta.

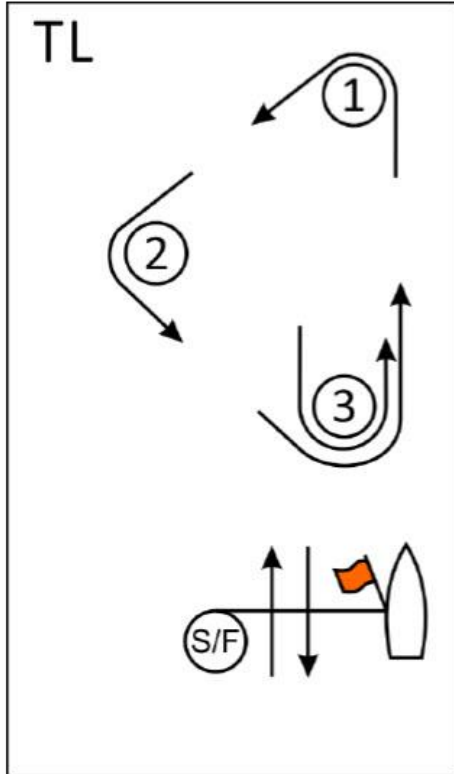
15.3 There will be no throw out.

16. TRASH DISPOSAL Boats shall not put trash in the water. Trash may be placed aboard support and race committee boats. [NP] [DP]

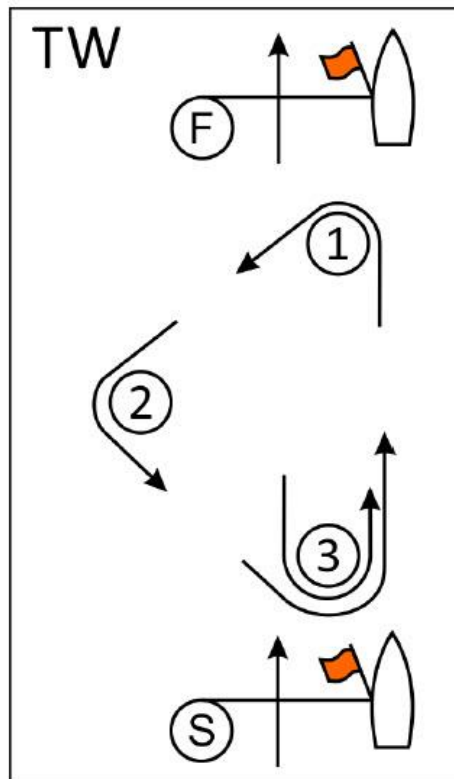
17. PRIZES Prizes will be awarded to the top 3 finishers overall. Top sailor in the blue division. Top sailor in the red division. Top female sailor.

18. DISCLAIMER OF LIABILITY Competitors shall participate in the regatta entirely at their own risk (see Rule 4, DECISION TO RACE). The organizing authority does not accept any liability for material damage or personal injury or death sustained in conjunction with, prior to, during, or after the regatta.

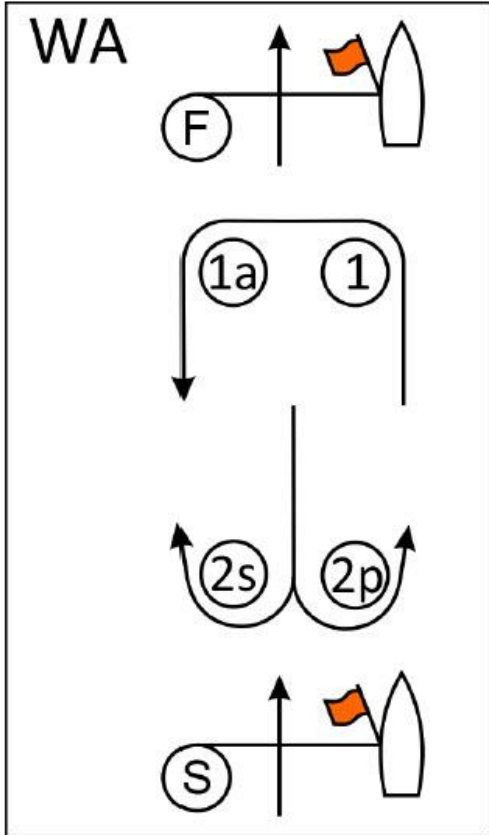
# Attachment A



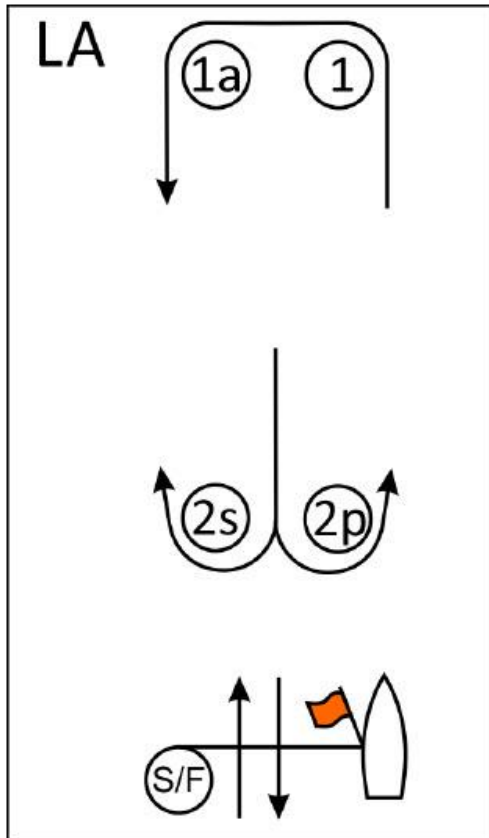
Course TL – Triangle, Leeward Finish	
Signal	Mark Rounding Order
TL2	Start – 1 – 2 – 3 – 1 – Finish
TL3	Start – 1 – 2 – 3 – 1 – 3 – 1 – Finish
TL4	Start – 1 – 2 – 3 – 1 – 3 – 1 – 3 – 1 – Finish



Course TW – Triangle, Windward Finish	
Signal	Mark Rounding Order
TW2	Start – 1 – 2 – 3 – Finish
TW3	Start – 1 – 2 – 3 – 1 – 3 – Finish
TW4	Start – 1 – 2 – 3 – 1 – 3 – 1 – 3 – Finish



Course WA – Windward/Leeward with Offset Mark, Windward Finish	
<i>Signal</i>	<i>Mark Rounding Order</i>
WA2	Start – 1 – 1a – 2s/2p – Finish
WA3	Start – 1 – 1a – 2s/2p – 1 – 1a – 2s/2p – Finish
WA4	Start – 1 – 1a – 2s/2p – 1 – 1a – 2s/2p – 1 – 1a – 2s/2p – Finish



Course LA – Windward/Leeward with Offset Mark, Leeward Finish	
<i>Signal</i>	<i>Mark Rounding Order</i>
LA2	Start – 1 – 1a – 2s/2p – 1 – 1a – Finish
LA3	Start – 1 – 1a – 2s/2p – 1 – 1a – 2s/2p – 1 – 1a – Finish
LA4	Start – 1 – 1a – 2s/2p – 1 – 1a – 2s/2p – 1 – 1a – 2s/2p – 1 – 1a – Finish